


SCHOOLS DIVISION OF CITY MEYCAUAYAN



2022 ANNUAL REPORT



NE MEYCAUAYAN
KATATAGAN. PAGKAKAISA. PAG-ASA.

CONTENTS

Schools Division Superintendent's Message	1
Our Vision and Mission	2
Highlights of Year 2022	3
Basic Education Accomplishments	
Access to Basic Education	6
Quality and Relevance of Basic Education	10
Inclusive Education Program	11
Special Education Program	12
Madrasah Education Program	13
Alternative Learning System (ALS) Program	14
Education Policy Development Program	15
Basic Education Inputs Program	16
Support to Schools and Learners Program	17
Education Human Resource Development Program	18
Summary of Physical Accomplishments by FDs	19
Summary of Financial Accomplishments by FDs	20
Budget Utilization Rate Summary	21
SDO City of Meycauayan Executive Committee	22

MESSAGE

Office of the Schools Division Superintendent



Bannering the core tenets of *Katatagan, Pagkakaisa, Pag-asa*, I am very pleased to present the 2022 Annual Report of SDO City of Meycauayan.

This document aims to present the overall physical and financial performance of the Schools Division of City of Meycauayan vis-à-vis the physical and financial targets under the Program Expenditure Classification (PREXC) of the Department of Education for the period covering January to December 2022.

The accomplishments in the implementation of major programs of the Department of Education for 2022 reflects our true commitment in providing quality basic education to our clientele despite challenges posed by the COVID-19 pandemic.

With the re-introduction of the 5-day in-person classes, SDO City of Meycauayan recognizes the urgency to respond and to be resilient to sustain its mandate in the emerging challenges on the education landscape.

It is worthy to note that the entire SDO team is one in realizing its commitment to raise the bar of excellence for the benefit of our learners while consistently developing the professional needs of the teaching and non-teaching personnel and improving partnerships with our stakeholders.

In closing, the lessons learned and the challenges hurdled by SDO City of Meycauayan from the impact of the COVID-19 pandemic in the last two succeeding years served as a constant reminder that “Education must continue, Education must never stop”.

CAROLINA S. VIOLETA, EdD, CESO VI

Schools Division Superintendent

OUR VISION AND MISSION

The DepEd Vision

We dream of Filipinos
who passionately love their country
and whose values and competencies
enable them to realize their full potential
and contribute meaningfully to building the nation.

As a learner-centered public institution,
the Department of Education
continuously improves itself
to better serve its stakeholders.

The DepEd Mission

To protect and promote the right of every Filipino to quality,
equitable, culture-based, and complete basic
education where:

Students learn in a child-friendly, gender-sensitive, safe, and
motivating environment.

Teachers facilitate learning and constantly nurture every
learner.

Administrators and staff, as stewards of the institution,
ensure an enabling and supportive environment for
effective learning to happen.

Family, community, and other stakeholders are actively
engaged and share responsibility for developing life-long
learners.

Our Core Values

Maka-Diyos, Maka-tao, Makakalikasan, Makabansa

HIGHLIGHTS OF YEAR 2022

OUR SCHOOLS AND LEARNING CENTERS



68

**PUBLIC AND PRIVATE SCHOOLS OPERATING
School Year 2021-2022**

30 Public Schools

38 Private Schools

40

- Schools offering KINDERGARTEN AND ELEMENTARY CURRICULUM

1

- Schools offering JUNIOR HIGH SCHOOL Curriculum

8

- Schools offering KINDERGARTEN, ELEMENTARY AND JUNIOR HS Curriculum

3

- Schools offering JUNIOR AND SENIOR HS Curriculum

11

- Schools offering ELEMENTARY, JUNIOR AND SENIOR HS Curriculum

5

- Schools offering SENIOR HS Curriculum



Comparative Data on Number of Schools per Curricular Offering from S.Y. 2019-2020 to S.Y. 2021-2022

3

PRIVATE SCHOOLS offering KINDERGARTEN AND ELEMENTARY CURRICULUM ceased operations in the last 2 SYs

2

PRIVATE SCHOOL offering KINDERGARTEN, ELEMENTARY AND JUNIOR HS Curriculum ceased operations in the last 2 SYs

1

PRIVATE SCHOOL offering JUNIOR AND SENIOR HS Curriculum ceased operations in the last SY 2020-2021



OUR LEARNERS

TOTAL ENROLLMENT IN ALL SECTORS School Year 2021-2022

 **44,503**

PUBLIC

35643

PRIVATE

8860

***LIS-generated Data as of January 15, 2022



Enrollment Data for 3 Consecutive School Years



ENROLLMENT IN SPECIAL CURRICULAR PROGRAMS



**Special Program in
Technical-Vocational
Education**

INCREASING TREND on the
Number of Learners Enrolled in
SPTVE Program in the last 2 SYs.

+38.43%
of learners enrolled during its 3rd
Year of Implementation in
S.Y. 2021-2022



**Science Technology
and Engineering
(STE) Program**

INCREASING TREND on the
Number of Learners Enrolled in
STE Program in the last 2 SYs.

+2.86%
of learners enrolled in
S.Y. 2021-2022.



**Special Science
Elementary Schools
(SSES)**

INCREASING TREND on the
Number of Learners Enrolled in
SSES Program in the last 2 SYs.

+9.16%
of learners enrolled in
S.Y. 2021-2022.



OUR TEACHERS



1,123

**TOTAL NUMBER OF KINDER TO
GRADE 12 TEACHERS**

371	Kinder to Grade 3 Teachers
351	Grade 4 to Grade 6 Teachers
321	Grade 7 to Grade 10 Teachers
72	Grade 11 to Grade 12 Teachers

Shortage of Teachers
is predominantly
evident in Secondary
schools particularly in
4 of our integrated
schools

14 Newly Created
Teaching Positions for
2022 Filled

BASIC EDUCATION ACCOMPLISHMENTS



ACCESS TO BASIC EDUCATION

Universal access to education is the ability of all people to have equal opportunity in education, regardless of their social class, race, gender, sexuality, ethnic background or physical and mental disabilities . Accordingly, SDO City of Meycauayan is very keen in prioritizing access to basic education to give learners of Meycauayan opportunity to exercise their rights for basic education. Our accomplishments on ACCESS are described in the succeeding sections.



ACCESS TO BASIC EDUCATION

Kinder to Grade 6

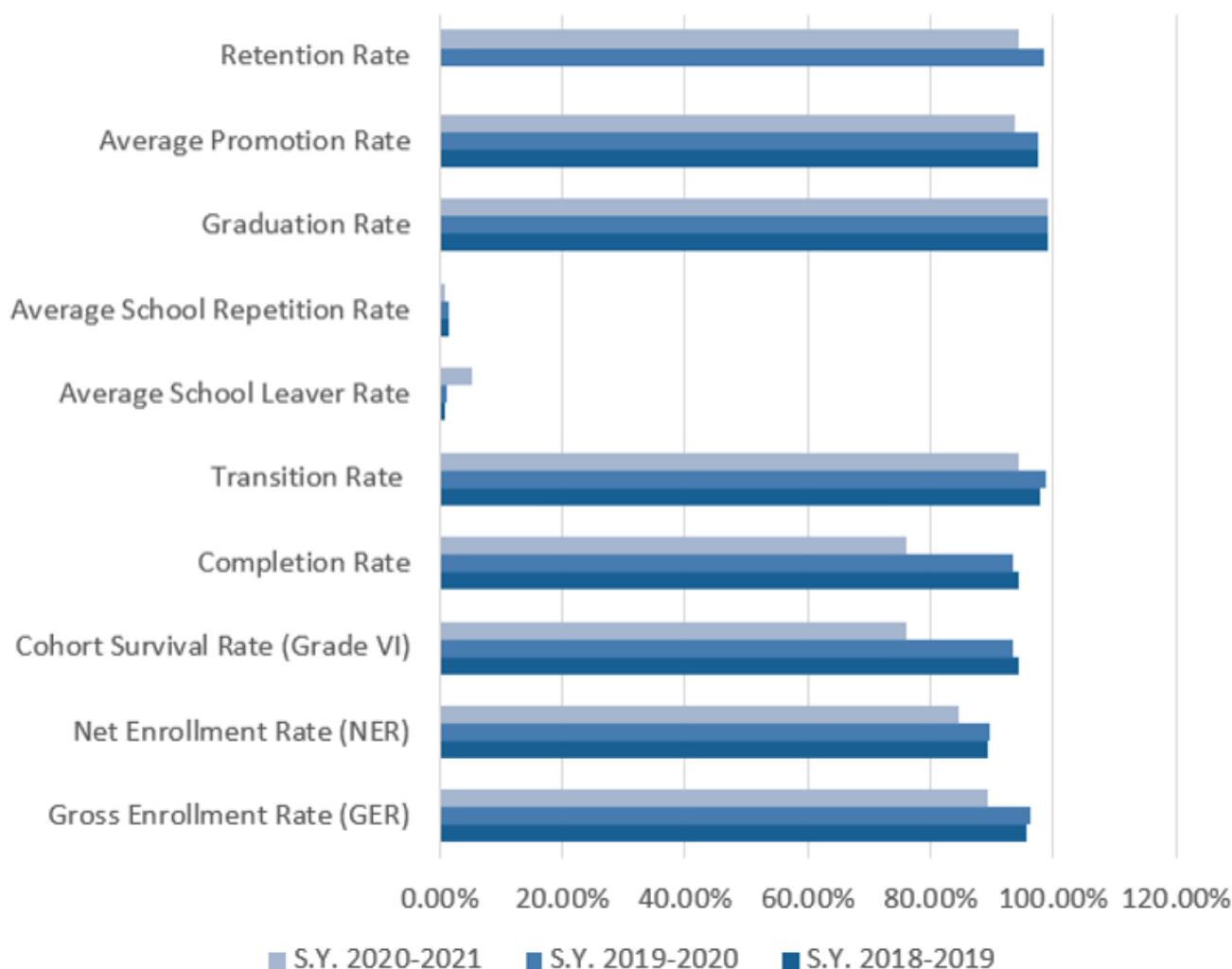
ACCESS INDICATORS

- DECREASING TREND IN THE LAST 3 SCHOOL YEARS
- NER: Decrease of **5.22%** in the last School Year
- GER: Decrease of **6.89%** in the school Year

EFFICIENCY INDICATORS

- DECREASING TREND IN THE LAST 3 SCHOOL YEARS
- CompR: Decrease of **17.65%** in the last School Year
- CSR: Decrease of **17.43%** in the last School Year

COMPARATIVE DATA ON KPIs - ELEMENTARY



ACCESS TO BASIC EDUCATION

Kinder to Grade 6

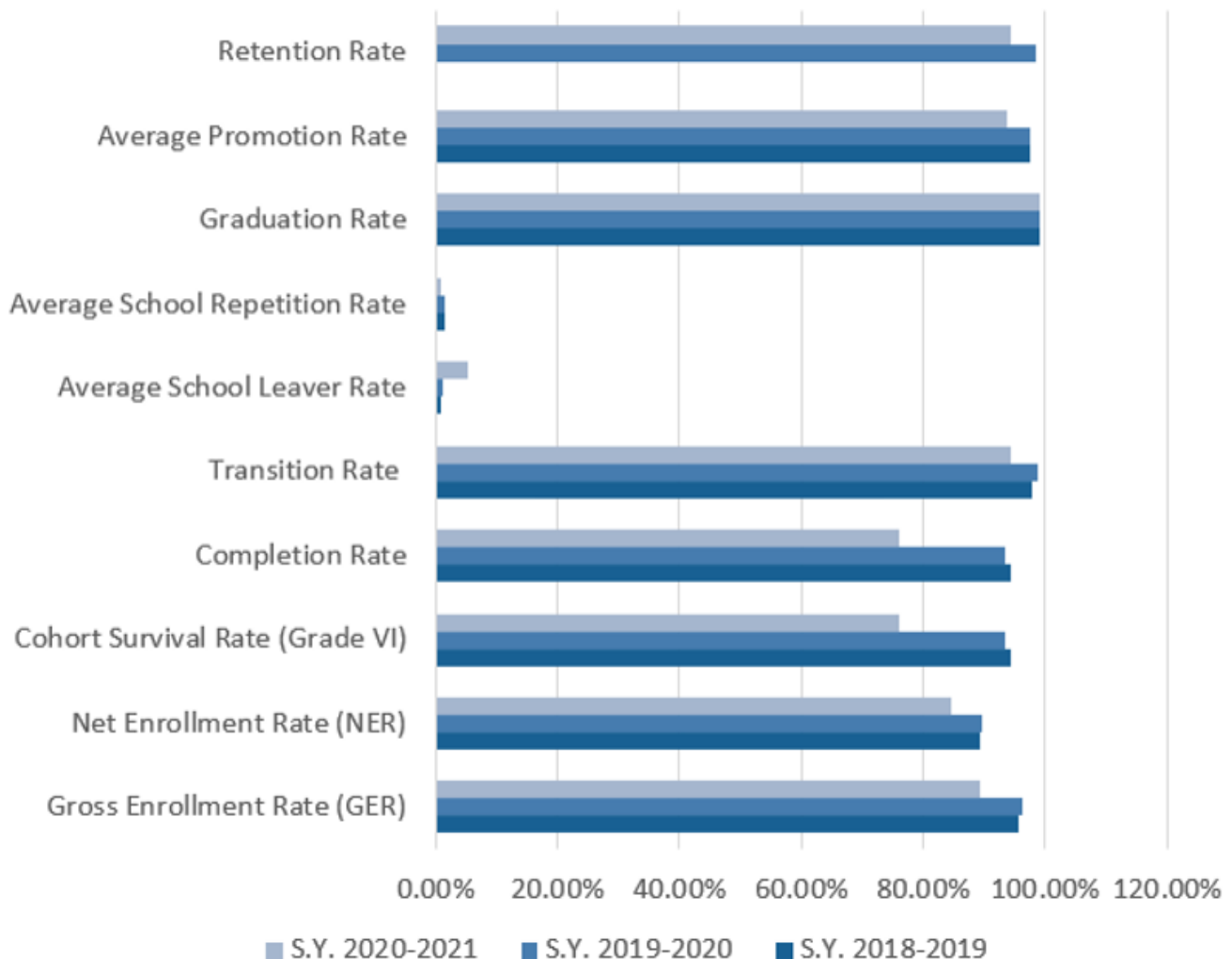
ACCESS INDICATORS

- DECREASING TREND IN THE LAST 3 SCHOOL YEARS
- NER: Decrease of **5.22%** in the last School Year
- GER: Decrease of **6.89%** in the school Year

EFFICIENCY INDICATORS

- DECREASING TREND IN THE LAST 3 SCHOOL YEARS
- CompR: Decrease of **17.65%** in the last School Year
- CSR: Decrease of **17.43%** in the last School Year

COMPARATIVE DATA ON KPIs - ELEMENTARY



ACCESS TO BASIC EDUCATION

Grade 7 to Grade 10

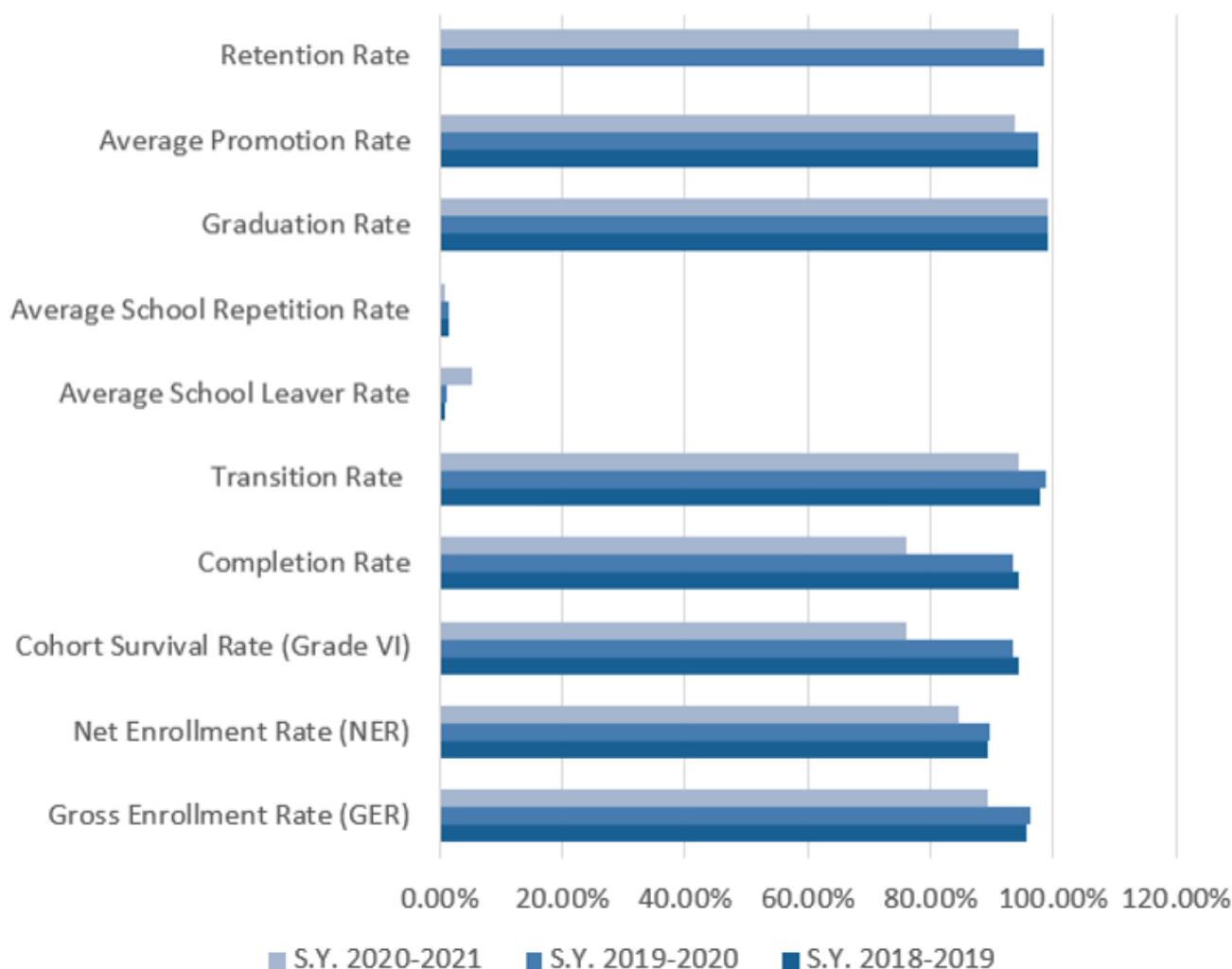
ACCESS INDICATORS

- DECREASING TREND IN THE LAST 3 SCHOOL YEARS
- NER: Decrease of **5.22%** in the last School Year
- GER: Decrease of **6.89%** in the school Year

EFFICIENCY INDICATORS

- DECREASING TREND IN THE LAST 3 SCHOOL YEARS
- CompR: Decrease of **17.65%** in the last School Year
- CSR: Decrease of **17.43%** in the last School Year

COMPARATIVE DATA ON KPIs - ELEMENTARY



BASIC EDUCATION ACCOMPLISHMENTS



QUALITY AND RELEVANCE OF BASIC EDUCATION

The Outcome on the Proportion of children and young people achieving towards nearing mastery level in Elementary, Junior High and Senior High Schools will be reported once the results of the National Achievement Test (NAT) becomes available. The said assessment test was not administered in 2022 due to the imposition of National Health Emergency due to COVID-19



INCLUSIVE EDUCATION PROGRAM

promotes every Filipino's right to quality, equitable, culture-based, and complete basic education. Through inclusive education, all Filipinos will realize their full potential and meaningfully contribute to building the nation. The principle of inclusion promotes institutional sensitivity and responsiveness to our country's learners' situation and realities. It directs the Department to address these through the curriculum proactively and other interventions such as the Special Education Program (SPED), Madrasah Education Program, Indigenous People's Education Program (IPed), and Alternative Learning System (ALS)

For FY 2022, targets set for the percentage of enrollment in the Special Education Program (SPED), Madrasah Education Program (ALIVE Classes), and Alternative Learning System (ALS) were met despite health and economic concerns.

PHYSICAL ACCOMPLISHMENTS

Performance Indicator	Target	Accomplishment	Remarks
Outcome - 1. Percentage of learners enrolled in: a. SPED (public)	1.04%	1.10%	Exceeded Targets
Outcome - 1. Percentage of learners enrolled in: b. ALIVE (both public and private)	1.61%	1.65%	Exceeded Targets
Outcome - 1. Percentage of learners enrolled in: d. ALS	12.48%	12.80%	Exceeded Targets
Output - 1. Number of schools offering the following programs: a. ALIVE	3	3	
Output - 1. Number of schools offering the following programs: c. SPED	4	5	Exceeded Targets
Output - 1. Number of Community Learning Centers	25	25	

FINANCIAL ACCOMPLISHMENTS

SARO	Allotment	Obligation	Balance	% of Utilization
DEPED-ROIII-2022-08-2143	26,600.00	26,580.00	20.00	100%
DEPED-ROIII-2022-08-2165	15,780.00	15,780.00	-	100%
OSEC-3-22-6004	68,500.00	66,572.73	1,927.27	97%
DEPED-ROIII-2022-12-2960	49,108.08	49,108.08	-	100%
DEPED-ROIII-2022-08-2143	26,600.00	26,580.00	20.00	100%
DEPED-ROIII-2022-07-1960	100,000.00	100,000.00	-	100%

SPECIAL EDUCATION PROGRAM



ENROLMENT (Special Education Program)

SY 2018-2019: **266**

SY 2019-2020: **287**

SY 2020-2021: **247**

SY 2021-2022: **215**

There is an **INCREASE** of **7.89%** in SY 2018-2019 to SY 2019-2020 but a **SLIGHT DECREASE** of **13.93%** in the number of learners enrolled in the SPED Program in (247) SY 2020-2021 and **12.95%** in (215) SY 2021-2022.



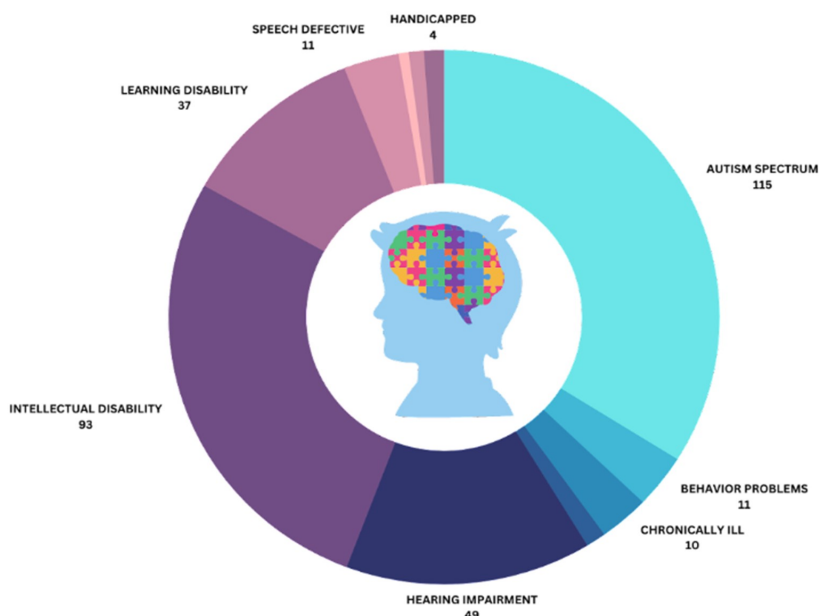
5

TOTAL NUMBER OF **SCHOOLS**
OFFERING SPED PROGRAM

12

TOTAL NUMBER OF
SPED TEACHERS

CHILDREN WITH DISABILITIES



The present enrolment showed that most of the learners with special education needs fall under the **ASD or Autism Spectrum Disorder** for there are **115** learners followed by the learners with **intellectual disability** at **93**. The learners with **hearing impairment** posted **49** learners, those with **learning disability** **37**, **speech defective and behavior problems** at **11**. The learners having **health problems or chronically ill** recorded **10** learners and those that are handicapped there are **4** learners.

MADRASAH EDUCATION PROGRAM



ENROLMENT (MADRASAH)

SY 2018-2019: **73**

SY 2019-2020: **96**

SY 2020-2021: **94**

SY 2021-2022: **91**

There is an **INCREASE** of 31.51% in SY 2018-2019 to SY 2019-2020 and a **SLIGHT DECREASE** of 2.08%, in (94) SY 2020-2021 and **3.19%** in (91) SY 2021-2022.

4

TOTAL NUMBER OF **SCHOOLS**
OFFERING MADRASAH PROGRAM

3

TOTAL NUMBER OF
ASATIDZ (COS)



ALTERNATIVE LEARNING SYSTEM (ALS) PROGRAM



ENROLMENT (ALTERNATIVE LEARNING SYSTEM)

SY 2018-2019: **668**

SY 2019-2020: **934**

SY 2020-2021: **1032**

SY 2021-2022: **574**

There is a **DECREASE** of **44.37%** in the enrolment in SY 2021-2022.



ALS	ENROLLMENT S.Y. 2021-2022
4	BLP
98	A&E ELEMENTARY
472	A&E SECONDARY

25

TOTAL NUMBER OF **ALS**
COMMUNITY LEARNING CENTERS

8

TOTAL NUMBER OF **ALS**
LEARNING FACILITATORS



EDUCATION POLICY DEVELOPMENT PROGRAM

aims to strengthen evidence-based decision-making through the oversight, promotion, and conduct of policy development, research, and sector monitoring and evaluation

PHYSICAL ACCOMPLISHMENTS

Performance Indicator	Target	Accomplishment	Remarks
Output - 2. Number of education researches completed	7	18	These completed researches are funded under PRPF-DepEd RO-III

The schools division has a target of 7 completed research, but has extensively exceeded this with the completion of 18 researches authored by teaching and non-teaching personnel. Significant increase on the number of research proposals submitted from Quarters 1 -4 can be attributed to the conscious effort of the SDO Management through the SGOD Planning & Research Unit to pursue the 2022 Research Agenda aligned with the Implementation of the 2022-2028 Division Education Development Plan



BASIC EDUCATION INPUTS PROGRAM

covers basic education facilities, textbooks and other materials, computerization program, Science and Math equipment, Technical Vocational equipment, and new school personnel


SDO City of Meycauayan has sustained the percentage of schools meeting the standard ratio for teachers for all levels at 100%. Relative to this, the allocation of 14 newly created teaching positions for FY 2022 were already filled up at the end of Quarter 3. The deployment of additional 14 newly-hired teachers contributed in meeting the standard ratio for teachers in the SDO

PHYSICAL ACCOMPLISHMENTS

Performance Indicator	Target	Accomplishment	Remarks
Output - 3. Number of newly-created teaching positions filled up	14	14	Selection, Hiring, and Deployment accomplished as of Q3

2021-2022 PHYSICAL RESOURCES

	Kinder	Grade 1-3	Grade 4-6	JHS/SHS
Learner-Classroom Ratio	1:25	1:30	1:40	1:44
Learner-Seat Ratio	1:1	1:1	1:1	1:1
Learner-Teacher Ratio	1:25	1:30	1:40	1:40
Learner-Textbook Ratio	Activity Sheets	2:1	3:1	11:1



SUPPORT TO SCHOOLS AND LEARNERS PROGRAM

aims to contribute to the improvement of classroom attendance of target beneficiaries to more than 85% per annum and encourage learners to go to schools every day through School-Based Feeding Program, government assistance subsidies such as Education Service Contracting Program (ESC), Senior High School Voucher Program (SHS VP), Joint Delivery Voucher which is managed by DepEd Central Office

SCHOOL-BASED FEEDING PROGRAM



4952

*Total SBFP Beneficiaries for
FY 2022 Implementation Cycle*

PHYSICAL ACCOMPLISHMENTS

Performance Indicator	Target	Accomplishment	Remarks
Output - 1. Number of learners benefiting from the School Based Feeding Program	4952	4952	2022 SBFP Implemented in 25 Public Elementary Schools

FINANCIAL ACCOMPLISHMENTS

SARO	Allotment	Obligation	Balance	% of Utilization
OSEC-3-22-0806	4,692,515.00	4,685,836.98	6,678.02	100%



EDUCATION HUMAN RESOURCES DEVELOPMENT PROGRAM

is dedicated to supporting human resource development and training programs. More specifically, it aims to make the Department responsive to the organizational needs and manpower requirements by developing appropriate personnel's appropriate skills and

PHYSICAL ACCOMPLISHMENTS

Performance Indicator	Target	Accomplishment	Remarks
Outcome - 1. Increase in percentage of schools conducting schools learn-	100%	100%	
Output - 1. Number of public school teachers and teaching-related staff	1283	1297	Exceeded Targets

FINANCIAL ACCOMPLISHMENTS

SARO	Allotment	Obligation	Balance	% of Utilization
DEPED-ROIII-2022-	750,000.00	750,000.00	-	100%



Targets on the number of teachers and teaching-related staff trained as of December 31, 2022 were achieved through the conduct of various SDO-initiated trainings and Capacity Building Activities for School-based Personnel through the conduct of School-Based In-Service Trainings (INSET). Participation of SDO and school personnel in training initiatives of DepEd Central and Regional Offices was also instrumental in promoting

SUMMARY OF PHYSICAL ACCOMPLISHMENTS PER FUNCTIONAL DIVISIONS

SDO CITY OF MEYCAUAYAN
attained a total of 29 out of 29
objectives or 100%
percent of the total set objectives
based on approved OPCRF for CY 2022.

OSDS

9 OUT 9 OBJECTIVES ATTAINED

CID

7 OUT OF 7 OBJECTIVES ATTAINED

SGOD

13 OUT OF 13 OBJECTIVES ATTAINED

FINANCIAL ACCOMPLISHMENTS OF MAJOR DEPED PROGRAMS

DEPED MAJOR PROGRAMS	OBLIGATION RATE	DISBURSEMENT RATE
General Management and Supervision	99%	100%
Administration of Personnel Benefits	95%	100%
Support to Operations	100%	100%
Education Policy Development Program	100%	100%
Basic Education Inputs Program	81%	90
Inclusive Education Program	97%	100%
Support to Schools and Learners Program	100%	100%
Education Human Resource Development Program	100%	100%

Major PAPs	Adjusted Allotment	Obligations	Unobligated Allotment	Obligation Rate	Disbursement	Disbursement Rate
General Management and Supervision	26,288,000.00	26,025,206.17	262,793.83	99%	26,007,821.31	100%
Administration of Personnel Benefits	790,000.00	750,000.00	40,000.00	95%	750,000.00	100%
Support to Operations	3,678,149.00	3,661,102.03	17,046.97	100%	3,653,349.06	100%
Education Policy Development Program	15,933,580.00	15,933,430.00	150.00	100%	15,916,098.00	100%
Basic Education Inputs Program	40,417,870.84	32,726,025.34	7,691,845.50	81%	29,614,605.64	90%
Inclusive Education Program	22,738,789.00	21,989,309.36	749,479.64	97%	21,985,397.54	100%
Support to Schools and Learners Program	592,936,042.00	592,885,042.00	51,000.00	100%	590,612,515.31	100%
Education Human Resource Development Program	1,878,000.00	1,874,636.00	3,364.00	100%	1,865,463.37	100%

TOTAL, CURRENT YEAR PROGRAM	704,660,430.84	695,844,750.90	8,815,679.94		690,405,250.23	99%
General Management and Supervision	272,890.79	272,826.00	64.79	100%	272,826.00	100%
Support to Operations	611,843.00	609,433.98	2,409.02	100%	556,563.42	91%
Education Policy Development Program	57,630.00	57,580.00	50.00	100%	57,580.00	100%
Basic Education Inputs Program	21,429.06	21,181.00	248.06	99%	21,181.00	100%
Inclusive Education Program	173,771.94	171,836.94	1,935.00	99%	171,836.94	100%
Support to Schools and Learners Program	1,559,184.16	1,559,184.16	-	100%	1,558,947.18	100%
Education Human Resource Development Program	10	0	10.00	0%	0	0%
TOTAL, CONTINUING APPROPRIATION	2,696,758.95	2,692,042.08	4,716.87	100%	2,638,934.54	98%
GRAND TOTAL	707,357,189.79	698,536,792.98	8,820,396.81	99%	693,044,184.77	99%

SUMMARY OF FINANCIAL ACCOMPLISHMENTS PER FUNCTIONAL DIVISIONS

In Fiscal Year 2022, SDO CITY OF MEYCAUAYAN has a for a budget of Php 6,553,300.00 for the implementation of its priority education PPAs . This amount was allocated to 3 Functional Divisions to support the execution of respective initiatives from January-December 2022. Below is the detailed summary of Obligations and Disbursements and equivalent utilization rates, to wit:

FUNCTIONAL DIVISIONS	TOTAL OBLIGATION	OBLIGATION RATE	TOTAL DISBURSEMENT	DISBURSEMENT RATE
Office of the Schools Division office:				
	4,354,336.17	99.99%	4,354,336.17	100.00%
Administrative Unit				
	552,020.00	100.00%	552,020.00	100.00%
ICT Unit				
	40,000.00	100.00%	40,000.00	100.00%
Finance Unit				
	66,000.00	100.00%	66,000.00	100.00%
Budget Unit				
	30,000.00	100.00%	30,000.00	100.00%
Office of the Assistant Schools Division office	184,000.00	100.00%	136,000.00	64.71%
Curriculum Implementation Division:				
	496,000.00	100.00%	496,000.00	100.00%
LRMDS				
	52,000.00	100.00%	52,000.00	100.00%
School Governance & Operations Division:				
	722,350.00	100.00%	722,350.00	100.00%
SHU				
	56,000.00	100.00%	56,000.00	100.00%
Total	6,552,706.17	100.00%	6,504,706.17	99.27%

SCHOOLS DIVISION OF CITY OF MEYCAUAYAN

EXECUTIVE COMMITTEE



CAROLINA S. VIOLETA, EdD, CESO VI
Schools Division Superintendent



JERRY DIMLA CRUZ, PhD, CESE
Assistant Schools Division Superintendent



DOMINADOR M. CABRERA
Chief Education Supervisor
CID



QUERUBIN E. LOPEZ
Chief Education Supervisor
SGOD



JANICE L. SAN JOSE
Administrative Officer V
OSDS ADMIN UNIT



JEREMIAS B. TRINIDAD
Planning Officer III
SGOD



BERNADETTE M. DELA CRUZ
Administrative Officer V
OSDS BUDGET UNIT



RIZZA JOY M. TALLADA
Accountant III
OSDS ACCOUNTING UNIT



ALBERT B. MATIC
Information Technology Officer I
OSDS ICT UNIT



SARAH T. TRINIDAD
Administrative Officer IV
OSDS CASH & SUPPLY UNIT






FLORICEL G. MEDINA
Administrative Officer IV
OSDS PERSONNEL UNIT






MA. BEJELIE TAGAPAN
Medical Officer III
SGOD SCHOOL HEALTH UNIT

CURRICULUM IMPLEMENTATION DIVISION



SCHOOL GOVERNANCE AND OPERATIONS DIVISION





NE MEYCAUAYAN

KATATAGAN. PAGKAKAISA. PAG-ASA.